

BOOTH DESIGN AND BUILD

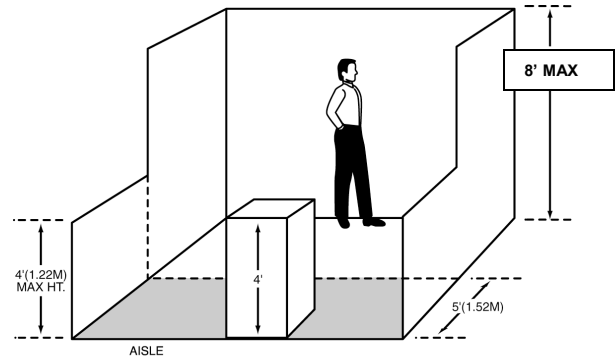
Standard 10 foot Deep Linear Booth

Definition

One or more 10x10 units in a straight line.

Height

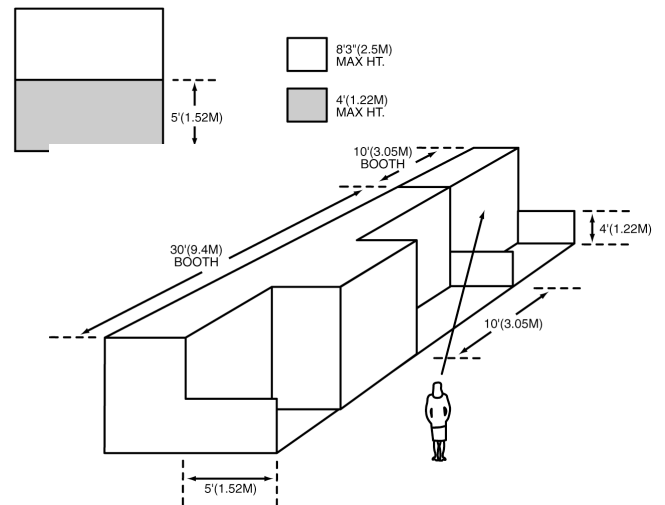
Exhibit fixtures, components and identification signs in the front 5' of the booth cannot exceed 4' in height. Exhibit displays and identification signs in the back 5' of the booth will be permitted to a maximum height of 8'.



DISPLAY FIXTURES OVER 4' (1.22M) HIGH MUST BE CONFINED TO THAT AREA OF THE BOOTH THAT IS AT LEAST 5' (1.52M) FROM THE AISLE LINE

Intent

Each exhibitor is entitled to a reasonable sight line from the aisle. Exhibit spaces of 30 lineal feet or more, are able to use as much of the floor space as long as they do not interfere with the Rules and Regulations governing sight lines. Limiting display fixtures height and location is to accommodate the sight lines of neighboring exhibitors.



Hanging Signs

Hanging signs are not permitted in 10x10 booths.

If your exhibit has any variations from the Rules and Regulations, contact Show Management for written approval 60 days prior to set up.

Important

Space dimensions shown on floor plan are from the center line of the booth structure (side rails and back drape). Exhibit structures must be constructed to allow sufficient tolerance for utility service at rear of booth as well as building columns that may exist at the perimeter of the exhibit booth.

BOOTH DESIGN AND BUILD

Island Booth

Definition

An island booth is four or more 10x10 units, with a minimum side dimension of 20 feet, one or more display levels and aisles on all four sides.

Height

Exhibit fixtures, components and identification signs are permitted to a maximum height of 20'.

Multi Story Exhibits

All multi-story exhibits, regardless of whether people will occupy the upper area or not, and all exhibit fixtures and components exceeding 8' in height must have drawings submitted for approval.

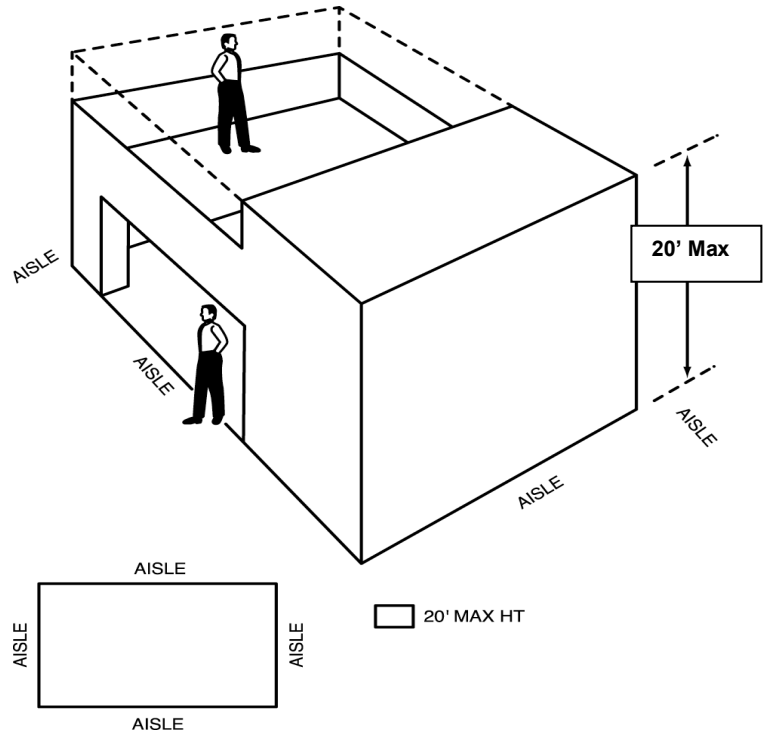
Hanging Signs

A hanging sign is permitted over any island exhibit space 400 square feet or larger, provided it is not objectionable and there are no physical constraints within the facility. The maximum height of the top edge of the sign from the floor is twenty feet (20').

The following guidelines will apply to all exhibitors planning to hang a sign:

- Exhibitors must contact the Show Operations of Pri-Med to verify that a hanging sign is permissible over their contracted exhibit space.
- Shipping and installation arrangements for hanging signs are to be processed by the General Service Contractor. Please fill out and return the appropriate hanging sign order form.
- At the close of the show, hanging signs will be removed last. Exhibitors may need to make separate arrangements for shipping of these signs. Please check with the General Service Contractor for estimated removal time.

If your exhibit has any variations from the Rules and Regulations, contact Show Management for written approval 60 days prior to set up.



Important

Exhibitors are cautioned when installing a display with a ceiling or second level to check with the local fire department to insure that their display meets the necessary fire safety precautions involving smoke alarms, fire extinguishers, sprinkler systems, etc. Please note that the height of the ceilings alter depending on the convention center and your booth location. Check with the convention center and conference manager for the exact height above your booth.

BOOTH DESIGN AND BUILD

Perimeter Wall Booth

Definition

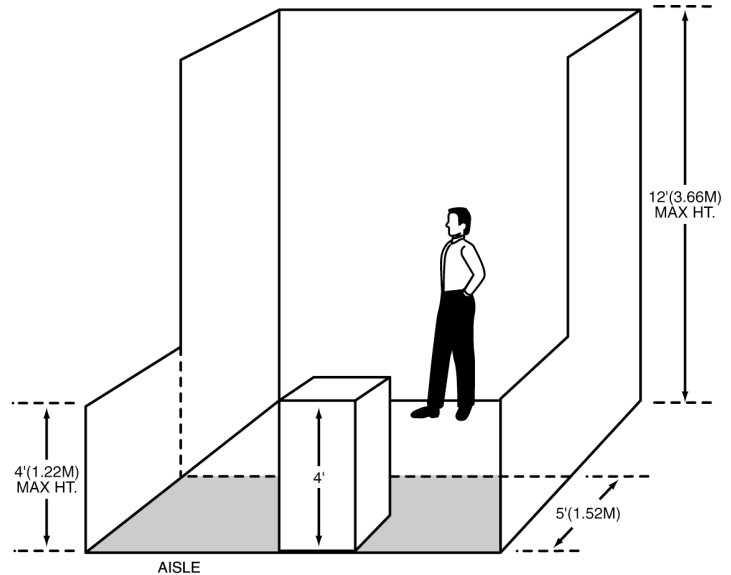
A perimeter booth is a 10x10 booth or larger located on the perimeter walls of the Exhibit Hall.

Height

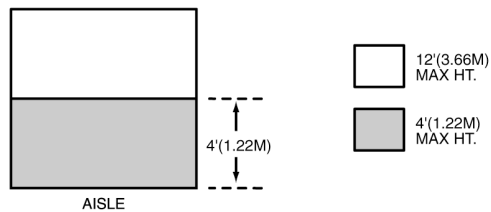
Exhibit Fixtures, components and identification signs will be permitted to a maximum height of 12'. All display fixtures in the front 5' of the booth cannot exceed 4' in height.

Intent

Because the outer perimeter booths are not backed up against another exhibitor's booth, display back walls and materials over 8'0" will not interfere with or distract from any other exhibitor booth.



DISPLAY FIXTURES OVER 4' (1.22M) HIGH MUST BE CONFINED TO THAT AREA OF THE BOOTH THAT IS AT LEAST 5' (1.52M) FROM THE AISLE LINE



Important

Exhibitors are cautioned when installing a display with a ceiling or second level to check with the local fire department to insure that their display meets the necessary fire safety precautions involving smoke alarms, fire extinguishers, sprinkler systems, etc. Please note that the height of the ceilings alter depending on the convention center and your booth location. Check with the convention center and conference manager for the exact height above your booth.

If your exhibit has any variations from the Rules and Regulations, contact Show Management for written approval 60 days prior to set up.

Demonstrations

Definition

The part of the exhibit program involving the interaction of exhibit personnel and their audience through corporate presentations, product demonstrations or sampling.

Regulation


BOOTH DESIGN AND BUILD

Demonstration areas must be organized within the exhibitor's space so as not to interfere with any aisle traffic and sampling or demonstration tables must be placed a minimum of 2' from the aisle line.

Should spectators or samplers interfere with the normal traffic flow in the aisle or overflow into neighboring exhibits, exposition management will have no alternative but to request that the presentation or sampling be eliminated.


Intent

The aisles are the property of the entire show and each exhibitor has the responsibility to assure proper flow of traffic through the entire show. When large crowds gather to watch a demonstration or for sampling and interfere with the flow of traffic down aisles or create excessive crowds in neighboring booths, it is an infringement on the rights of other exhibitors. Aisles must not be obstructed at any time.



Sound

Exhibitors must police their own booths to be sure the noise levels from demonstrations or sound systems is kept to a minimum and does not interfere with others. Remember the use of sound systems or equipment producing sound is an exception to the rule, not a right. Exposition management reserves the right to determine at what point sound constitutes interference with others and must be discontinued.



Safety Precautions

All product demonstrations involving any moving and potentially hazardous machines, displays or parts, must have hazard barriers to prevent accidental injury to spectators. Demonstrations must always be supervised by exhibitor personnel who can stop the demonstration in the event of an emergency and all demonstrations involving potentially hazardous by-products, such as dust, fumes, sparks or flames, must be approved in writing by exposition management 60 days prior to the show.